

GST SOFTWARE

Reconciliation

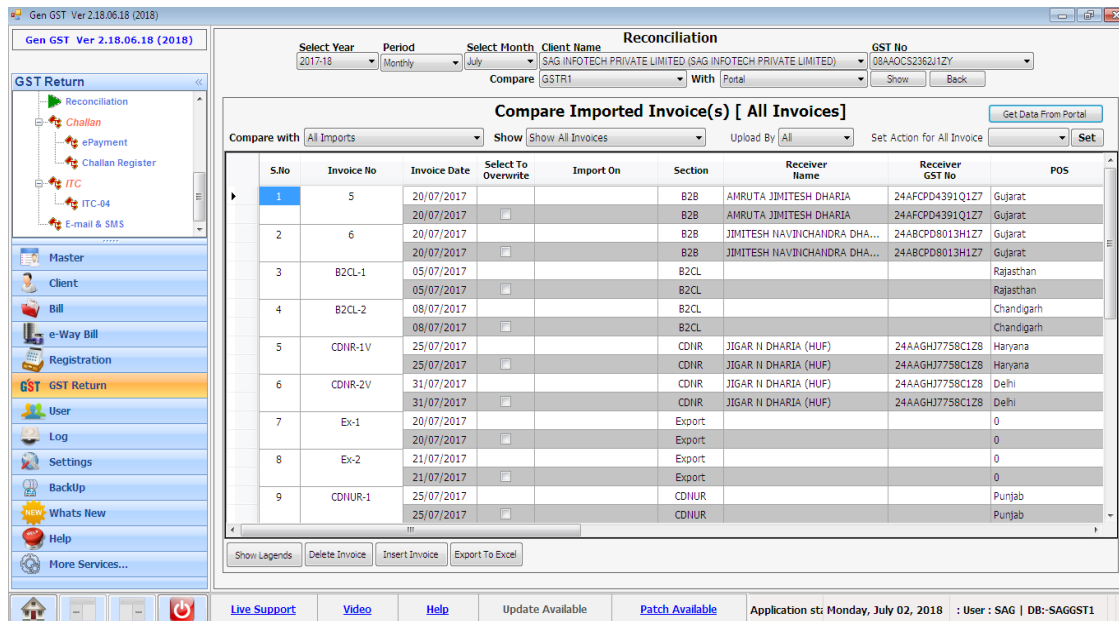
- When user click on the reconciliation tab then a new window will be opened where user has to first select the Client, Month and Year.
- Now select the compare and with drop down menu as shown below.

The screenshot shows the 'Reconciliation' window in the GST software. The interface includes a sidebar with navigation options like 'Challan', 'ePayment', 'Challan Register', 'ITC', 'ITC-04', 'E-mail & SMS', 'Master', 'Client', 'Bill', 'e-Way Bill', 'Registration', 'GST Return', 'User', 'Log', 'Settings', 'BackUp', 'Whats New', 'Help', and 'More Services...'. The main window has a header with filters for 'Select Year' (2017-18), 'Period' (Monthly), 'Select Month' (July), 'Client Name' (SAG INFOTECH PRIVATE LIMITED), and 'GST No' (08AAOCS2362J1ZY). Below the filters are dropdown menus for 'Compare' and 'With'. The main area contains a table with the following data:

S.No	Client Code	Name	GSTH No	Return Status	Filing Date	Dealer Type
2	GST12	HIRAL ENTERPRISE (AKUBEN JETHABHAI KANALA)	24AJEPK7925M1ZV	Pending		Regular
3		M/S U.P. STATE TOURISM DEVELOPMENT CORPORATION LIMITED)	09AAACU4990N1ZM	Pending		Regular
4		SAG INFOTECH (SURABHI AMIT GUPTA)	08AGMPG0450A1ZZ	Pending		Regular
5	111	SAG INFOTECH PRIVATE LIMITED (SAG INFOTECH PRIVATE LIMITED)	08AAOCS2362J1ZY	Pending		Regular
6		TATA POWER SOLAR SYSTEMS LIMIT (TATA POWER SOLAR SYSTEMS LIMITED)	29AAACT4660J1Z2	Pending		Regular
7	c44	VIKRAM MANPOWER SERVICES (PROP (MANJU RAJESH SINGH)	27ANMPS9230P1Z1	Pending		Regular

At the bottom of the window, there is a status bar showing 'Application st: Monday, July 02, 2018 : User : SAG | DB:-SAGGST1' along with icons for 'Live Support', 'Video', 'Help', 'Update Available', and 'Patch Available'.

- In this reconciliation option different type of compare report are given in one single window here you can view comparison of GSTR-1, 3B and 2A with different options.
- When user select the GSTR-1 from compare menu and Portal from the with drop down menu.



Gen GST Ver 2.18.06.18 (2018)

Reconciliation

Select Year: 2017-18 | Period: Monthly | Select Month: July | Client Name: SAG INFOTECH PRIVATE LIMITED (SAG INFOTECH PRIVATE LIMITED) | GST No: 08AAOCS236211ZY

Compare: GSTR1 | With: Portal

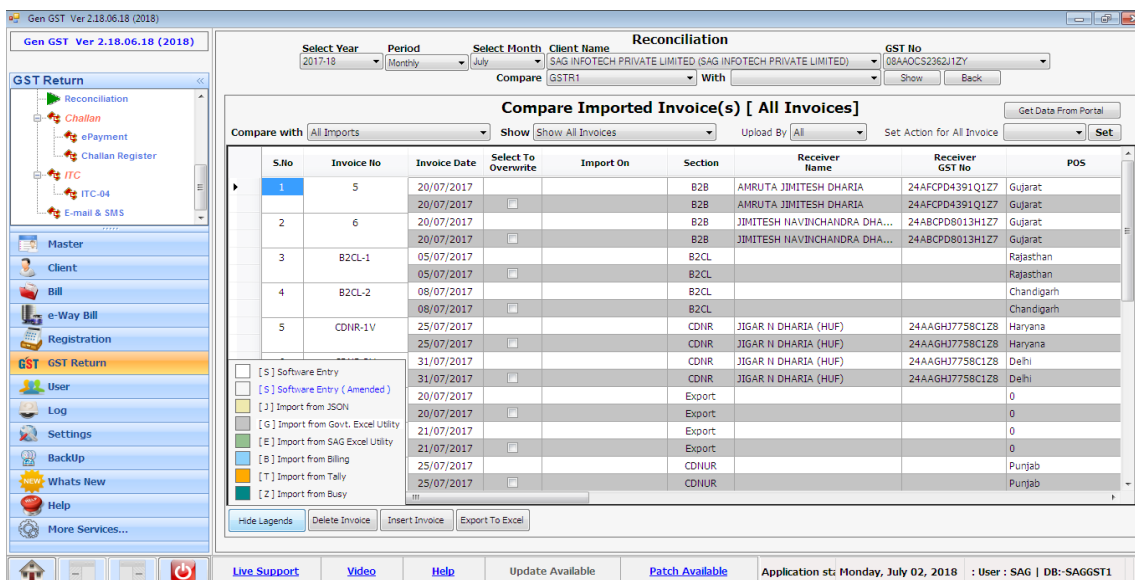
Compare Imported Invoice(s) [All Invoices]

Compare with: All Imports | Show: Show All Invoices | Upload By: All | Set Action for All Invoice: Set

S.No	Invoice No	Invoice Date	Select To Overwrite	Import On	Section	Receiver Name	Receiver GST No	POS
1	5	20/07/2017	<input type="checkbox"/>		B2B	AMRUTA JIMITESH DHARIA	24AFCPD4391Q1Z7	Gujarat
2	6	20/07/2017	<input type="checkbox"/>		B2B	AMRUTA JIMITESH DHARIA	24AFCPD4391Q1Z7	Gujarat
3	B2CL-1	20/07/2017	<input type="checkbox"/>		B2B	JIMITESH NAVINCHANDRA DHA...	24ABCPD8013H1Z7	Gujarat
4	B2CL-2	05/07/2017	<input type="checkbox"/>		B2CL			Rajasthan
5	CDNR-1V	05/07/2017	<input type="checkbox"/>		B2CL			Rajasthan
6	CDNR-2	08/07/2017	<input type="checkbox"/>		B2CL			Chandigarh
7	CDNR-1V	08/07/2017	<input type="checkbox"/>		B2CL			Chandigarh
8	CDNR-1V	25/07/2017	<input type="checkbox"/>		CDNR	JIGAR N DHARIA (HUF)	24AAGHJ7758C1Z8	Haryana
9	CDNR-2V	25/07/2017	<input type="checkbox"/>		CDNR	JIGAR N DHARIA (HUF)	24AAGHJ7758C1Z8	Haryana
10	CDNR-2V	31/07/2017	<input type="checkbox"/>		CDNR	JIGAR N DHARIA (HUF)	24AAGHJ7758C1Z8	Dehi
11	CDNR-2V	31/07/2017	<input type="checkbox"/>		CDNR	JIGAR N DHARIA (HUF)	24AAGHJ7758C1Z8	Dehi
12	Ex-1	20/07/2017	<input type="checkbox"/>		Export			0
13	Ex-2	20/07/2017	<input type="checkbox"/>		Export			0
14	Ex-2	21/07/2017	<input type="checkbox"/>		Export			0
15	Ex-2	21/07/2017	<input type="checkbox"/>		Export			0
16	CDNUR-1	25/07/2017	<input type="checkbox"/>		CDNUR			Punjab
17	CDNUR-1	25/07/2017	<input type="checkbox"/>		CDNUR			Punjab

Application st: Monday, July 02, 2018 : User : SAG | DB: SAGGST1

- After that click on the show button then a new window will be opened where reconciliation of the GSTR-1 from software data and Portal Data are displayed as shown below.
- At the bottom of the window 4 buttons are shown where First one is show Legends.
- When user click on the show legends button then color indications will be displayed as shown below.



Gen GST Ver 2.18.06.18 (2018)

Reconciliation

Select Year: 2017-18 | Period: Monthly | Select Month: July | Client Name: SAG INFOTECH PRIVATE LIMITED (SAG INFOTECH PRIVATE LIMITED) | GST No: 08AAOCS236211ZY

Compare: GSTR1 | With: Portal

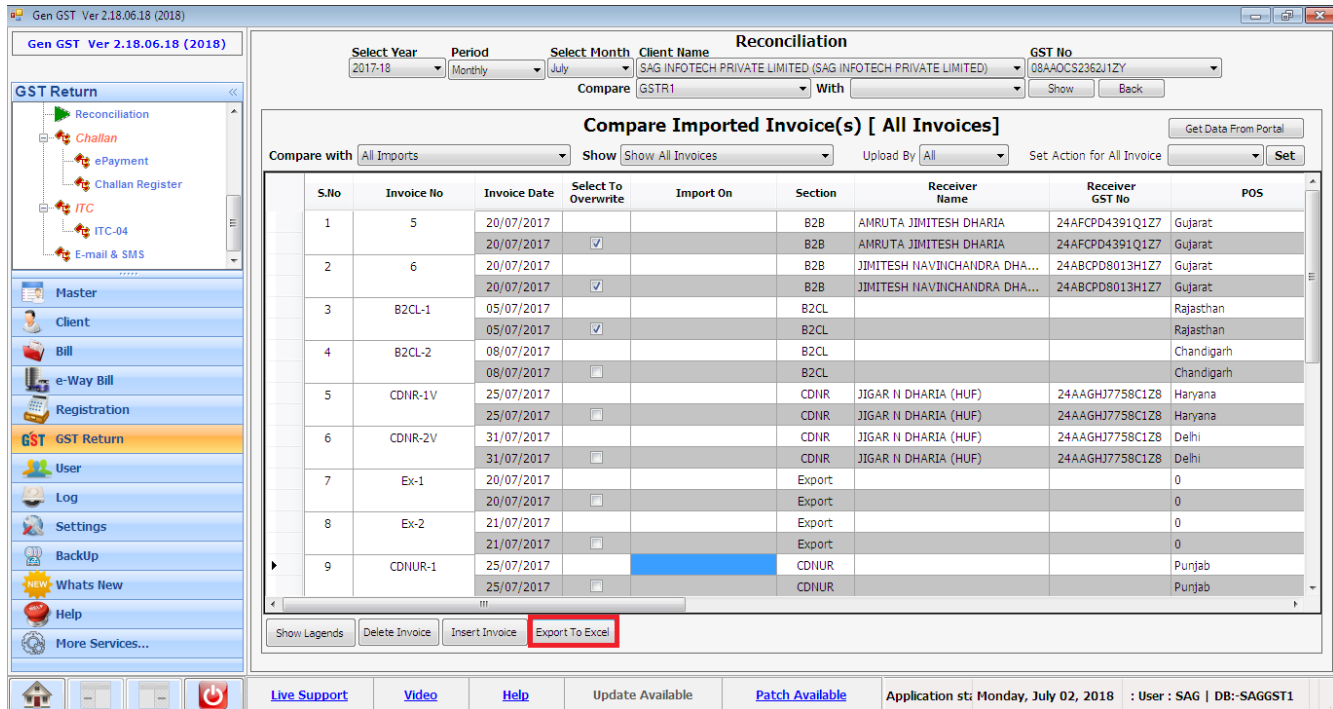
Compare Imported Invoice(s) [All Invoices]

Compare with: All Imports | Show: Show All Invoices | Upload By: All | Set Action for All Invoice: Set

S.No	Invoice No	Invoice Date	Select To Overwrite	Import On	Section	Receiver Name	Receiver GST No	POS
1	5	20/07/2017	<input type="checkbox"/>		B2B	AMRUTA JIMITESH DHARIA	24AFCPD4391Q1Z7	Gujarat
2	6	20/07/2017	<input type="checkbox"/>		B2B	AMRUTA JIMITESH DHARIA	24AFCPD4391Q1Z7	Gujarat
3	B2CL-1	20/07/2017	<input type="checkbox"/>		B2B	JIMITESH NAVINCHANDRA DHA...	24ABCPD8013H1Z7	Gujarat
4	B2CL-2	05/07/2017	<input type="checkbox"/>		B2CL			Rajasthan
5	B2CL-2	05/07/2017	<input type="checkbox"/>		B2CL			Rajasthan
6	B2CL-2	08/07/2017	<input type="checkbox"/>		B2CL			Chandigarh
7	B2CL-2	08/07/2017	<input type="checkbox"/>		B2CL			Chandigarh
8	CDNR-1V	25/07/2017	<input type="checkbox"/>		CDNR	JIGAR N DHARIA (HUF)	24AAGHJ7758C1Z8	Haryana
9	CDNR-1V	25/07/2017	<input type="checkbox"/>		CDNR	JIGAR N DHARIA (HUF)	24AAGHJ7758C1Z8	Haryana
10	CDNR-1V	31/07/2017	<input type="checkbox"/>		CDNR	JIGAR N DHARIA (HUF)	24AAGHJ7758C1Z8	Dehi
11	CDNR-1V	31/07/2017	<input type="checkbox"/>		CDNR	JIGAR N DHARIA (HUF)	24AAGHJ7758C1Z8	Dehi
12	Ex-1	20/07/2017	<input type="checkbox"/>		Export			0
13	Ex-2	20/07/2017	<input type="checkbox"/>		Export			0
14	Ex-2	21/07/2017	<input type="checkbox"/>		Export			0
15	Ex-2	21/07/2017	<input type="checkbox"/>		Export			0
16	CDNUR-1	25/07/2017	<input type="checkbox"/>		CDNUR			Punjab
17	CDNUR-1	25/07/2017	<input type="checkbox"/>		CDNUR			Punjab

Application st: Monday, July 02, 2018 : User : SAG | DB: SAGGST1

- Next option is Export to Excel where user is able to Export all the reconciliation invoices into the Excel as per his/her convenience.



The screenshot displays the 'Reconciliation' window in the Gen GST software. The window title is 'Gen GST Ver 2.18.06.18 (2018)'. The main area is titled 'Compare Imported Invoice(s) [All Invoices]'. At the top, there are filters for 'Select Year' (2017-18), 'Period' (Monthly), 'Select Month' (July), 'Client Name' (SAG INFOTECH PRIVATE LIMITED), and 'GST No' (08AAOCS23621ZY). Below these are 'Compare' (GSTR1) and 'With' dropdowns, along with 'Show' and 'Back' buttons. A 'Get Data From Portal' button is also present.

The main table lists imported invoices with the following columns: S.No, Invoice No, Invoice Date, Select To Overwrite, Import On, Section, Receiver Name, Receiver GST No, and POS. The table contains 9 rows of data, including invoices from Gujarat, Rajasthan, Chandigarh, Haryana, and Delhi. The 'Export' section for invoices 7, 8, and 9 is visible.

At the bottom of the window, there are buttons for 'Show Legends', 'Delete Invoice', 'Insert Invoice', and 'Export To Excel'. The 'Export To Excel' button is highlighted with a red box. The status bar at the bottom shows 'Application started: Monday, July 02, 2018 : User : SAG | DB: SAGGST1'.

S.No	Invoice No	Invoice Date	Select To Overwrite	Import On	Section	Receiver Name	Receiver GST No	POS
1	5	20/07/2017			B2B	AMRUTA JIMITEESH DHARIA	24AFCPD4391Q1Z7	Gujarat
		20/07/2017	<input checked="" type="checkbox"/>		B2B	AMRUTA JIMITEESH DHARIA	24AFCPD4391Q1Z7	Gujarat
2	6	20/07/2017			B2B	JIMITEESH NAVINCHANDRA DHA...	24ABCPD8013H1Z7	Gujarat
		20/07/2017	<input checked="" type="checkbox"/>		B2B	JIMITEESH NAVINCHANDRA DHA...	24ABCPD8013H1Z7	Gujarat
3	B2CL-1	05/07/2017			B2CL			Rajasthan
		05/07/2017	<input checked="" type="checkbox"/>		B2CL			Rajasthan
4	B2CL-2	08/07/2017			B2CL			Chandigarh
		08/07/2017	<input type="checkbox"/>		B2CL			Chandigarh
5	CDNR-1V	25/07/2017			CDNR	JIGAR N DHARIA (HUF)	24AAGHJ7758C1Z8	Haryana
		25/07/2017	<input type="checkbox"/>		CDNR	JIGAR N DHARIA (HUF)	24AAGHJ7758C1Z8	Haryana
6	CDNR-2V	31/07/2017			CDNR	JIGAR N DHARIA (HUF)	24AAGHJ7758C1Z8	Delhi
		31/07/2017	<input type="checkbox"/>		CDNR	JIGAR N DHARIA (HUF)	24AAGHJ7758C1Z8	Delhi
7	Ex-1	20/07/2017			Export			0
		20/07/2017	<input type="checkbox"/>		Export			0
8	Ex-2	21/07/2017			Export			0
		21/07/2017	<input type="checkbox"/>		Export			0
9	CDNUR-1	25/07/2017			CDNUR			Punjab
		25/07/2017	<input type="checkbox"/>		CDNUR			Punjab